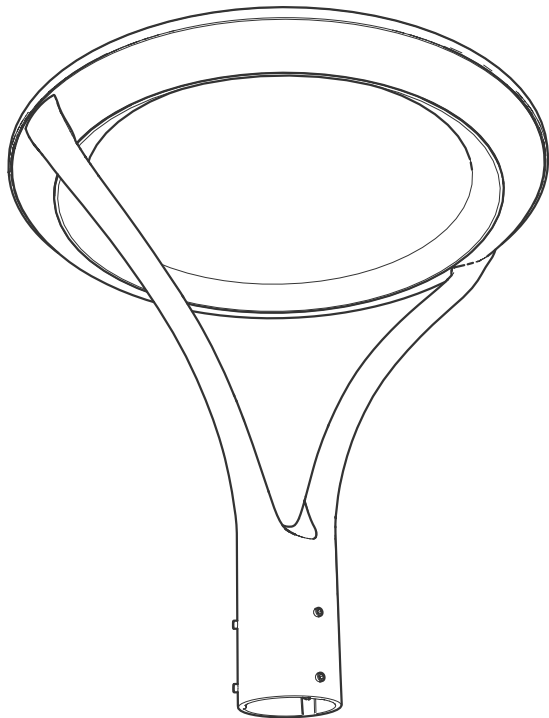
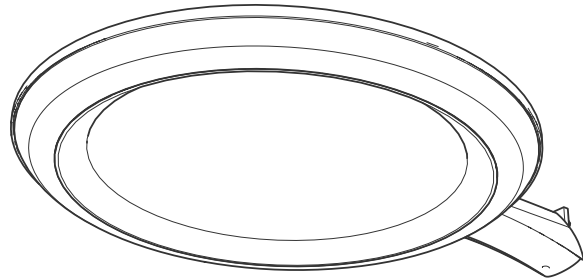
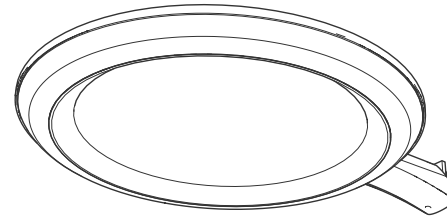


SIGNATURE POST TOP

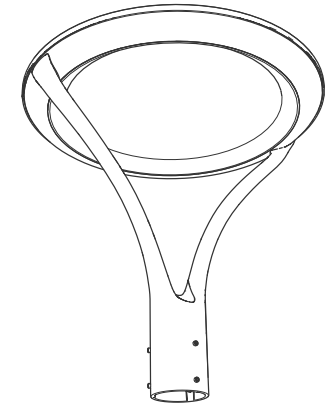


1

All luminaires supplied with flying lead and factory fitted mounting brackets / Alle Leuchten werden mit Anschlusskabel und werkseitig montierten Halterungen geliefert / Alle armaturen worden geleverd met kabel en in de fabriek gemonteerde montagebeugels / Alla armaturer levererade med kabel och fabriksmonterade monteringsfästen / Tous les luminaires fournis avec un câble volant de et des supports de montage montés en usine / Alle armaturene leveres med kabel og fabrikkmonterte monteringsbraketter.



.SE

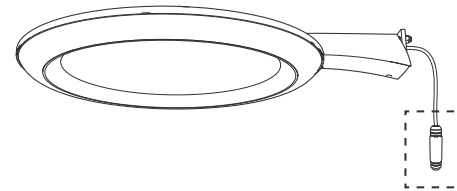
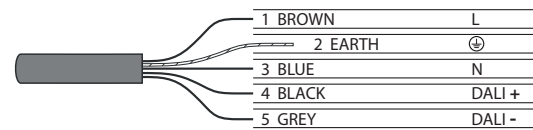


.VBI

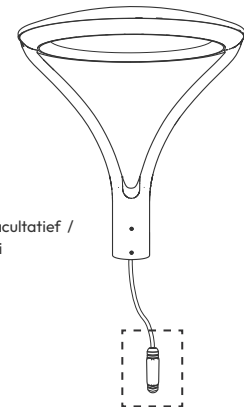
2

Mains Flying Lead Connection / Netzkabelverkabelung / Voedingskabel bedrading / Strömkabelanslutningar / Connexions du câble d'alimentation / Tilkoblinger til strømkabler

1	BROWN / BRAUN / BRUIN / BRUN / MARRON
2	GREEN-YELLOW / GRÜN-GELB / GROEN-GEEL / GRÖN-GUL / VERT-JAUNE / GRÖNN-GUL
3	BLUE / BLAU / BLAUW / BLÅ / BLEU
4	BLACK / SCHWARZ / ZWART / SVART / NOIR
5	GREY / GRAU / GRIJS / GRÅ / GRIS



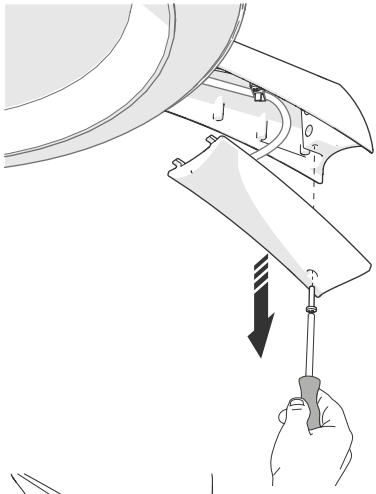
Optional / Wahlweise / Facultatief /
Valfri / Optionnel / Valgfri



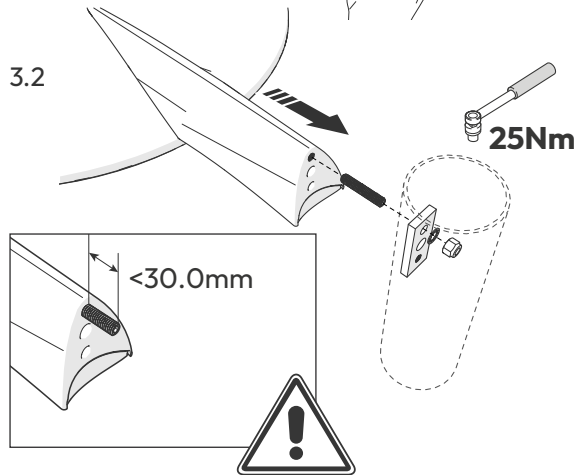
3. SE

Fixing method / Befestigungssystem / Bevestigingsmethode /
Fixeringsmethod / Système de fixation / Festemetode

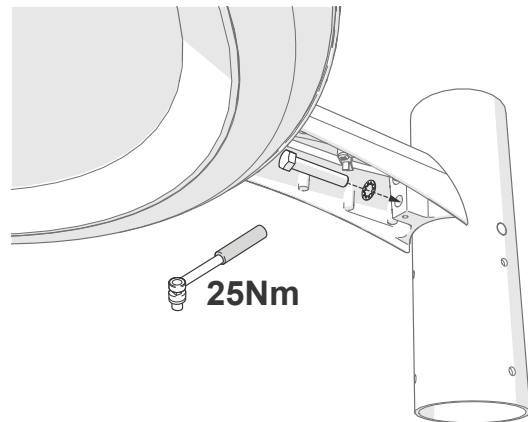
3.1



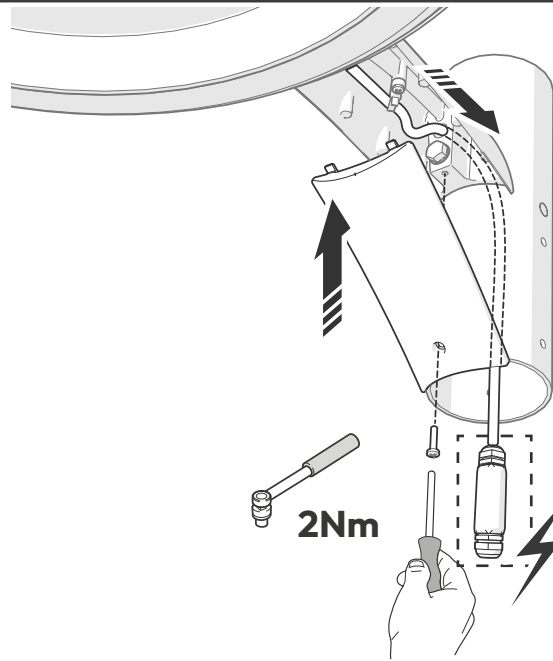
3.2



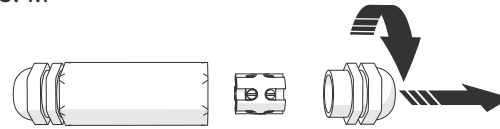
3.3



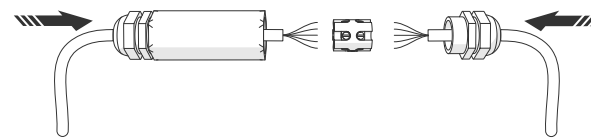
3.4



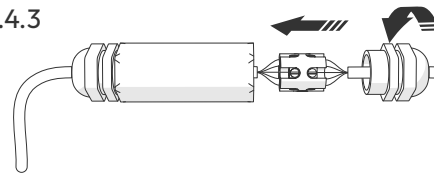
3.4.1 Optional / Wahlweise / Facultatief / Valfri / Optionnel / Valgfri



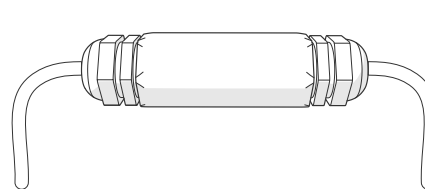
3.4.2



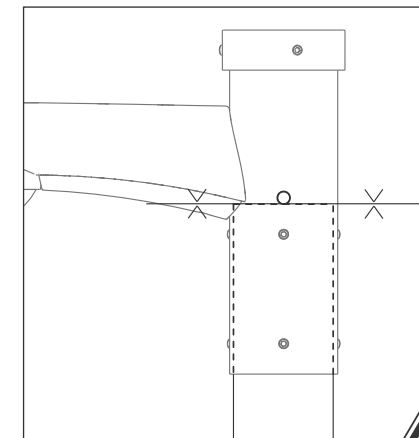
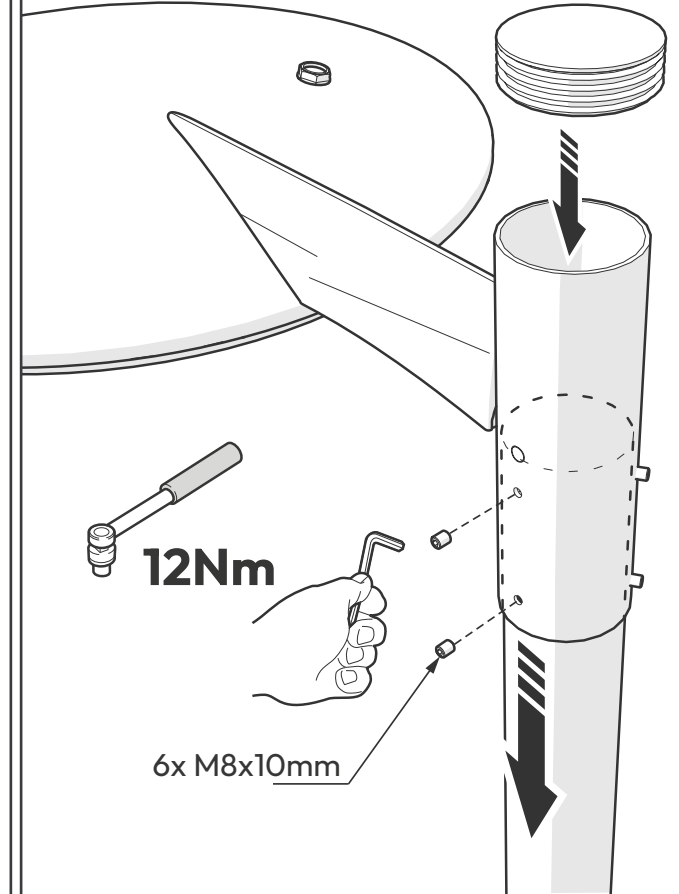
3.4.3



3.4.4

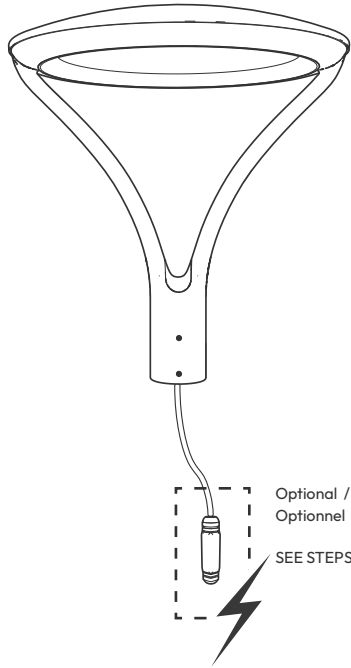


3.5



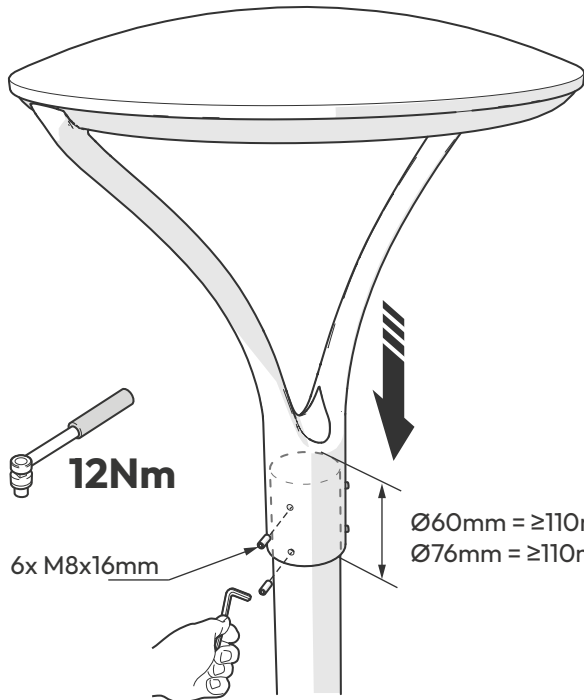
4. VB1 Fixing method / Befestigungssystem / Bevestigingsmethode /
 Fixeringsmethod / Système de fixation / Festemetode

4.1



Optional / Wahlweise / Facultatief / Valfri /
 Optionnel / Valgfri
 SEE STEPS 3.4.1 - 3.4.4

4.2

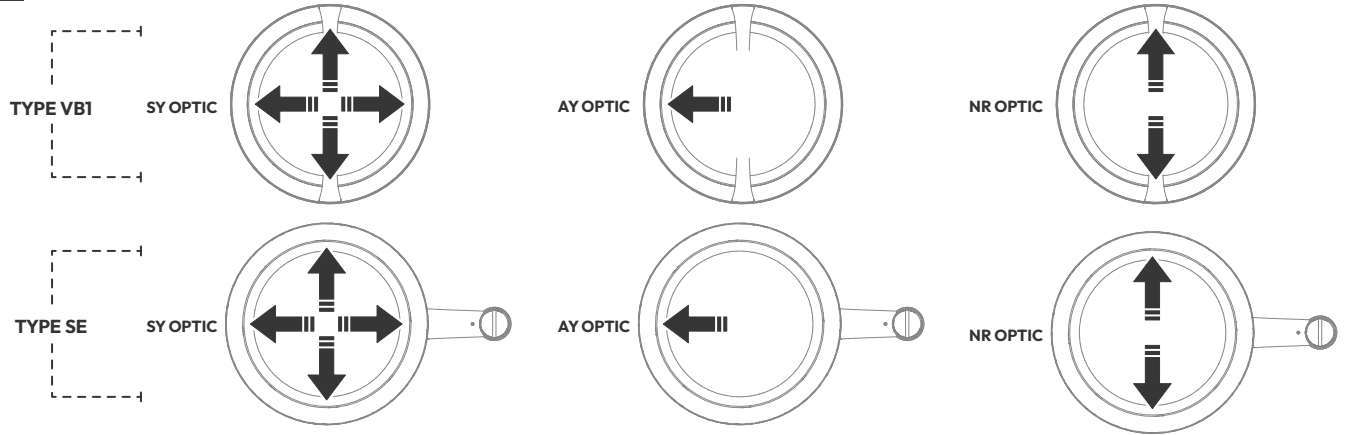


12Nm

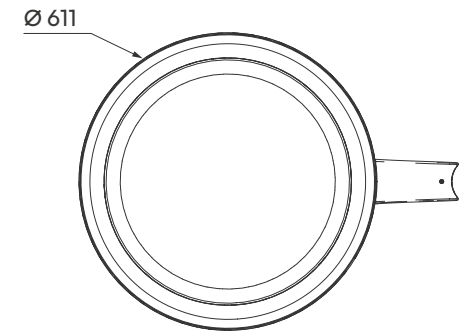
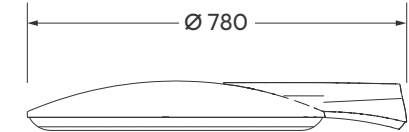
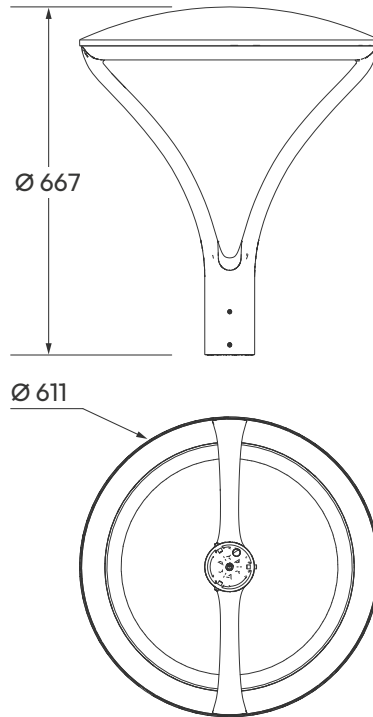
6x M8x16mm

Ø60mm = ≥110mm
 Ø76mm = ≥110mm

5 PHOTOMETRIC DIAGRAMS / PHOTOMETRISCHES DIAGRAMM / FOTOMETRISCH DIAGRAM / FOTOMETRISKT DIAGRAM / DIAGRAMME PHOTOMETRIQUE / FOTOMETRISK DIAGRAM



DIMENSIONS / MÅBE / AFMETINGEN / MÄTNINGAR / DES MESURES / DIMENSIJONER



.SE	0.05m ²	16.1 Kg
.VB1	0.11m ²	17.2 Kg

Gear Compartment	Controls/ Photocells	Light Engines
n/a	IP65	IP65

